




The Ghost Cove Knife Edge Series features a continuous extruded aluminum framing channel that provides an engineered cove element that seamlessly integrates into sheetrock walls and soffits.

The Ghost Cove Knife Edge provides a clean and consistent architectural detail that allows indirect linear lighting gear trays to be easily installed. Framing sections are field cuttable.



## LED ●●●●●●●●●● FEATURES

<b>120Lm/W</b>	<b>Dynamic White</b>
<b>Corners</b>	<b>Continuous Runs</b>
<b>Sun-Like 99CRI</b>	<b>DIM TO DARK</b>
<b>Custom Orders</b>	<b>4 WEEK TURNAROUND</b>

**OUTPUT**

- **Standard Output:** 7W per foot / 720 Lumens per foot
- **High Output:** 8W per foot / 960 Lumens per foot
- **Ultra Output:** 10W per foot / 1200 Lumens per foot.
- **Dynamic White** - 2700K-6500K

**MATERIALS**

- Extruded aluminum cove framing system
- Extruded aluminum LED gear trays

**FINISH**

- Powder coat white standard
- Other RAL color options available please consult factory

**REFLECTOR**

92% reflective white finish, die-formed steel

**OPTICS**

Sateen film diffuser

**DRIVER**

- Integral 120-277v Eldo driver with standard 0-10V dimming to 1%

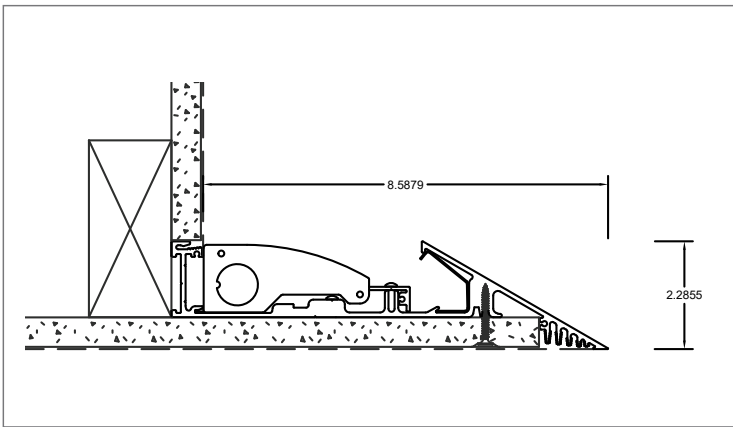
**OPTIONS**

90° inside and outside corner kits available

**CERTIFICATIONS**

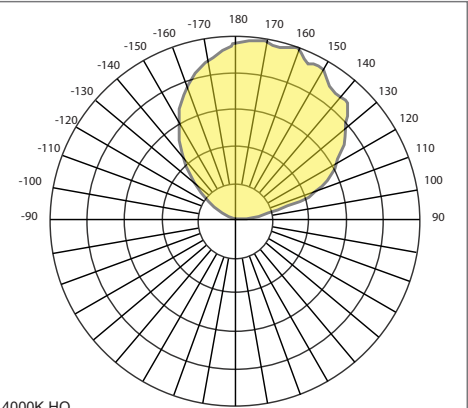
UL Listed, IBEW (local 3) Union-Made in the USA

## TECHNICAL DRAWINGS



## PHOTOMETRICS

**power** 48 watts  
**lumens** 4453 lm  
**efficacy** 93.2 lm/W



\*photometric data shown for 4' fixture @ 4000K HO

## ORDERING INFORMATION

GHO			GGT				
<b>FRAMING</b> GHO - Ghost Cove Knife Edge	<b>CASE LENGTH</b> 8 - 8ft RUN - Specify *field cuttable come in 8' lengths	<b>OPTIONS</b> ICK - Inside Corner Kit OCK - Outside Corner Kit CCK - Custom Corner Kit SFD - Sateen Lens CDC - Clear Dust Cover	<b>GEAR TRAY</b> GGT - Ghost	<b>COLOR</b> 27 - 2700K 30 - 3000K 35 - 3500K 40 - 4000K 50 - 5000K 57 - 5700K 65 - 6500K DW - Dynamic White	<b>OUTPUT</b> ST - Standard Output HO - High Output UL - Ultra Output	<b>LENGTH</b> 2 - 23 1/8" 3 - 33 3/4" 4 - 44 1/4" 6 - 66 1/2" 8 - 88 3/4"	<b>CONTROL</b> STD - standard 0-10V Eldo LED driver DA - DALI Dimming DMX - Tunable White D10 - Dual 0-10V Tunable

Sample Number:

